

13790510059

5

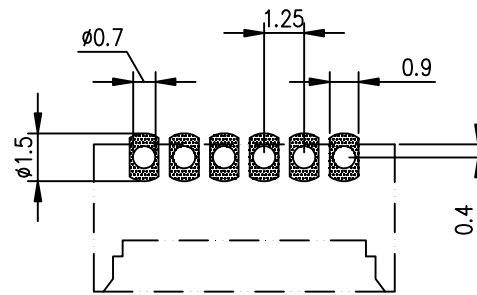
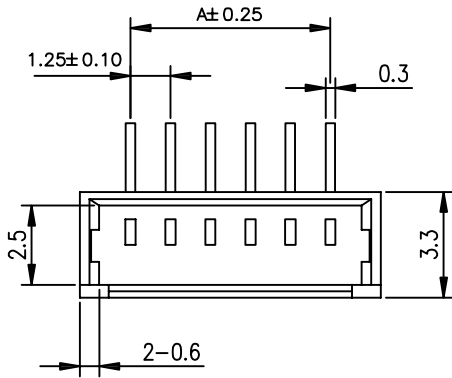
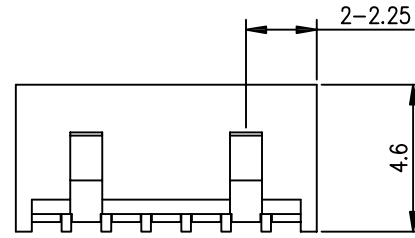
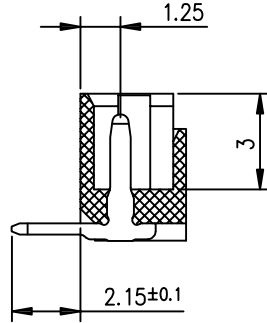
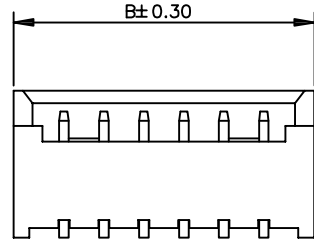
4

3

2

1

Pin	A	B
2	-	4.45
3	2.50	5.70
4	3.75	6.95
5	5.00	8.20
6	6.25	9.45
7	7.50	10.70
8	8.75	11.95
9	10.00	13.20
10	11.25	14.45
11	12.50	15.70
12	13.75	16.95
13	15.00	18.20
14	16.25	19.45
15	17.50	20.70
16	18.75	21.95
17	20.00	23.20
18	21.25	24.45
19	22.50	25.70
20	23.75	26.95



PCB 布局建议

EST1250 W RS - 1*NP X - X - XG - NK-HF

- ↑ 羿通代码+间距
- ↑ PIN数
1单排
2双排
- ↑ X本色
B黑色
R红色
L蓝色
Y黄色
G绿色
- ↑ X普通
B带扣
U超薄
PH组合排针
FH组合排母
- ↑ XG中的X示意尼龙料,
1为PPS, 2为PBT, 3为LCP, 4为ABS, 5为PA6T, 6为PA66
- ↑ NK为NO MARK
MK为有MARK
- ↑ HF无卤
NF普通含卤
- ↑ G示意PIN针镀金, S为PIN针镀锡
- ↑ V示意180°直针, VS立式
R示意90°弯针, RS卧式
- ↑ W示意针座
W后无0默认材质为V0
W后带2示意V2

技术参数
 间距: 1.25
 温度范围: -25~+85℃
 额定电压: 125V AC, DC
 额定电流: 1.0A
 接触电阻: 40mΩ
 绝缘电阻: 800MΩ
 耐压: 200V AC/minute

日期版次 REVISION	日期 DATE	变更内容 DESCRIPTION	核 准 APPROVALBY



东莞市羿通实业有限公司
 DONGGUAN EASTOM ELECTRONIC Co., Ltd.

料号PART NO: EST1250WR-1*NPX-X-6S

品名 TITLE: MX1.25弯针

材料: PA66/C2680

单位: MM

包装规格:

比例: 1:1

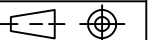
制图:

审核:

核准:

日期: 2022.4.14

一般公差
 GENERAL TOLERANCE
 X.X ±0.25
 X.XX ±0.20
 ANGLE ±1°



ZT