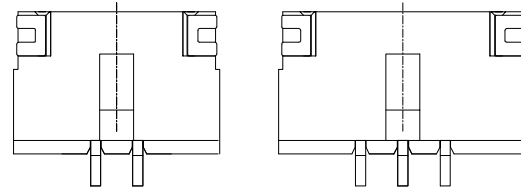
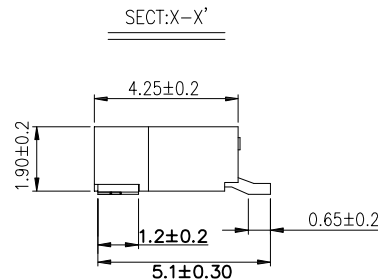
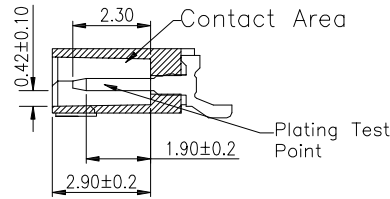


LOCKING WINDOW: ONE PLACE
MORE THAN 4 PIN



LOCKING WINDOW: TWO PLACE
2 TO 3PIN

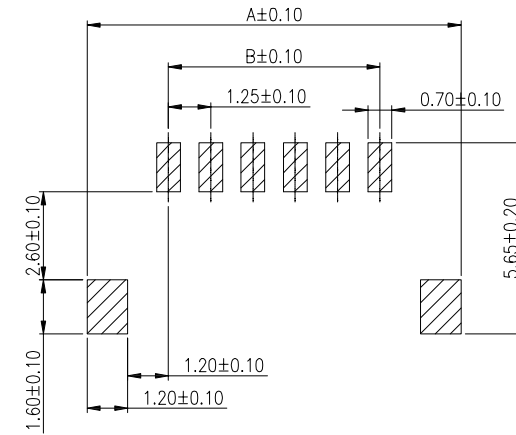
EST1255 W RS - 1*NP X - X - XG - NK - HF

↑ 羿通代码+间距 ↑ PIN数 X本色 X普通 XG中的X示意尼龙料, 1为PPS, 2为PBT, 3为LCP, 4为ABS, 5为PA6T, 6为PA66

1单排 B黑色 B带扣 NK为NO MARK HF无卤
2双排 R红色 U超薄 MK为有MARK NF普通含卤
L蓝色 PH组合排针
Y黄色 FH组合排母
G绿色

V示意180°直针 VS立式 W示意针座 W后无0默认材质为V0 W后带2示意V2
R示意90°弯针 RS卧式

G示意PIN针镀金, S为PIN针镀锡



Recommended P.C.B Layout

NO.	DIM. A	DIM. B	DIM. C	DIM. D	DIM. E
2	6.10	1.25	4.40	4.00	3.30
3	7.35	2.50	5.65	5.25	4.55
4	8.60	3.75	6.90	6.50	5.80
5	9.85	5.00	8.15	7.75	7.05
6	11.10	6.25	9.40	9.00	8.30
7	12.35	7.50	10.65	10.25	9.55
8	13.60	8.75	11.90	11.50	10.80
9	14.85	10.00	13.15	12.75	12.05
10	16.10	11.25	14.40	14.00	13.30
11	17.35	12.50	15.65	15.25	14.55
12	18.60	13.75	16.90	16.50	15.80
13	19.85	15.00	18.15	17.75	17.05
14	21.10	16.25	19.40	19.00	18.30
15	22.35	17.50	20.65	20.25	19.55

Specification (Abbreviation)

Family: Wafer

Pitch (mm): 1.25mm

Voltage: 50 Volts AC, DC (per pin)

Current: 0.8A AC, DC (AWG#32)

1.0A AC, DC (AWG#30)

1.0A AC, DC (AWG#28)

Contact Resistance: 55 mΩ max.

Dielectric Withstanding Voltage: 500V DC Min.

Insulation Resistance: 100MΩ min.

日期版次 REVISION	日期 DATE	变更内容 DESCRIPTION	核 准 APPROVALBY



东莞市羿通实业有限公司
DONGGUAN EASTOM ELECTRONIC Co., Ltd.

料号PART NO: EST1254WRS-1*NPX-X

品名 TITLE: FIS1.25-WAFER(卧贴)

材料:

单位: MM

包装规格:

比例: 1:1

制图:

审核:

核准:

日期: 2022.4.16

一般公差
GENERAL TOLERANCE
X.X ±0.25
X.XX ±0.20
ANGLE ±1°

