

6 5 4 3 2 1

F F

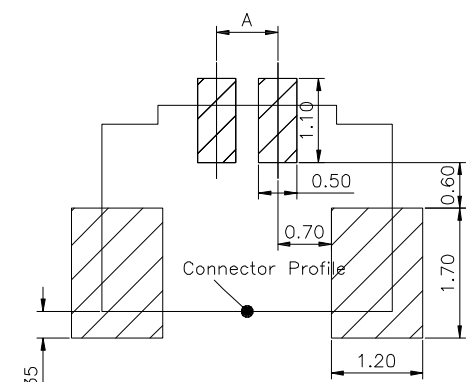
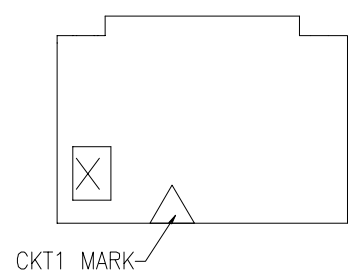
E E

D D

C C

B B

A A



RECOMMENDED PCB LAYOUT  
DEFAULT TOL:±0.05

EST0800 W RS - 1\*NP X - X - XG - NK-HF

PIN数 X本色 X普通  
1单排 B黑色 B带扣  
2双排 R红色 U超薄  
L蓝色 PH组合排针  
Y黄色 FH组合排母  
G绿色 H高弯  
P平弯

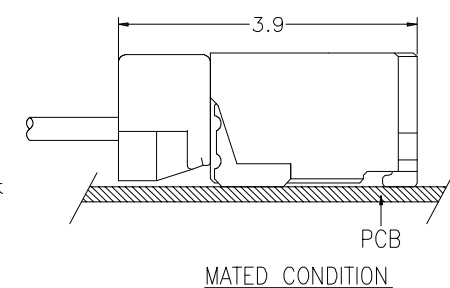
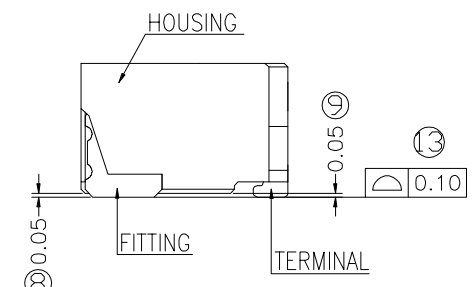
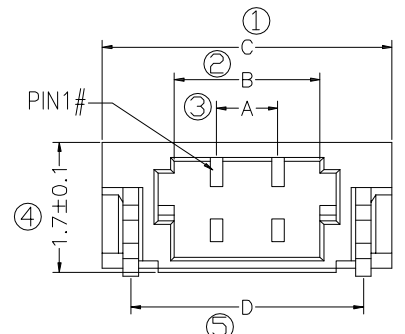
V示意180°直针, VS立式  
R示意90°弯针, RS卧式

HF 无卤  
NF 普通含卤  
NK为NO MARK  
MK为有MARK

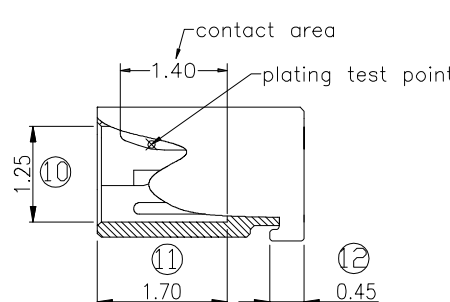
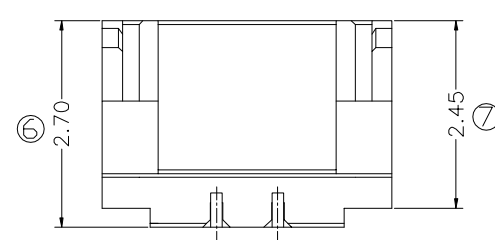
XG中的X示意尼龙料,  
1为PPS,2为PBT,3为LCP,4为ABS,5为PA6T,  
6为PA66

G示意PIN针镀金,S为PIN针镀锡

W示意针座  
W后无0默认材质为V0  
W后带2示意V2



CKT	DIM A	DIM B	DIM C	DIM D
2	0.80	1.90	3.78	3.04
3	1.60	2.70	4.58	3.84
4	2.40	3.50	5.38	4.64
5	3.20	4.30	6.18	5.44
6	4.00	5.10	6.98	6.24
7	4.80	5.90	7.78	7.04
8	5.60	6.70	8.58	7.84
9	6.40	7.50	9.38	8.64
10	7.20	8.30	10.18	9.44
11	8.00	9.10	10.98	10.24
12	8.80	9.90	11.78	11.04
13	9.60	10.70	12.58	11.84
14	10.40	11.50	13.38	12.64
15	11.20	12.30	14.18	13.44
16	12.00	13.10	14.98	14.24
17	12.80	13.90	15.78	15.04
18	13.60	14.70	16.58	15.84
19	14.40	15.50	17.38	16.64
20	15.20	16.30	18.18	17.44



SECTION A-A

NOTE:  
MATERIAL:  
Housing: ThermalPlastic (UL94V-0 )  
Terminal: Phosper Bronze(t=0.15)  
Fitting Nail:Brass(t=0.2)

				料号PART NO:EST0800WRS-1*NPX-X				一般公差 GENERAL TOLERANCE	
				品名 TITLE:0.8刺破(卧式)				X.X ±0.25	
				材料:		单位: MM		包装规格:	
				比例: 1:1		日期: 2021. 1. 10		ANGLE ±1°	
日期版次 REVISION	日期 DATE	变更内容 DESCRIPTION	核 准 APPROVALBY	制图:	审核:	核准:	日期:		

**EST**  
DGEASTOM

**东莞市羿通实业有限公司**  
DONGGUAN EASTOM ELECTRONIC Co., Ltd.

6 5 4 3 2 1 XES